SigmasTek

SPF12-75
(12V75AH/IT)

Specifications

Nominal Voltage	12V	
Nominal Capacity (8HR)	75AH	
Dimension	Length	564mm (22.20 inches)
	Width	114mm (4.49 inches)
	Height	187mm (7.36 inches)
	Total Height (with Terminal)	187mm (7.36 inches)
Approximate Weight	26.0 kg (57.3 lbs)	
Battery Type	Valve Regulated Lead-Acid Battery, AGM Design	
Terminal Type	IT	
Rated Capacity	82.5AH	(20hr,1.80V/cell,25°C/77°F)
	77.9AH	(10hr,1.80V/cell,25°C/77°F)
	75.0AH	(8hr,1.80V/cell,25°C/77°F)
	70.9AH	(5hr,1.75V/cell,25°C/77°F)
	51.9AH	(1hr,1.67V/cell,25°C/77°F)
Max. Discharge Current	750A	
Internal Resistance	5.0mΩ	
Operating Temp. Range	Discharge:	-15°C (5°F)~50°C (122°F)
	Charge:	0°C (32°F)~40°C (104°F)
	Storage:	-15°C (5°F)~40°C (104°F)
Nominal Operating Temp. Range	25±3°C (77±5°F)	
Container Material	ABS (Option: 94-HB & 94-V0 flame retardant case)	
Capacity affected by Temperature	40°C (104°F)	103%
	25°C (77°F)	100%
	0°C (32°F)	86%
Self Discharge	SigmasTek SPF series batteries may be stored for up to 6 months at 25°C (77°F) and then a freshening charge is recommended. For higher temperatures the time interval will be shorter.	

Applications

- Standard 19 & 23 inch power cabinets
- Solar power stations
- Network communication equipment
- UPS and standby power supply
- Power station systems
- Railway and marine systems

MH47929

Constant Current Discharge (Amperes Per Battery) at 25°C (77°F)

F.V. (V/cell) \ Discharge Time	10min	15min	20min	30min	45min	1h	2h	3h	4h	5h	6h	8h	10h	20h
1.60V	188.8	147.0	122.3	89.9	66.8	53.3	30.6	22.2	17.8	14.8	12.8	9.98	8.18	4.26
1.67V	179.6	141.6	117.0	87.7	65.1	51.9	30.1	21.8	17.4	14.4	12.5	9.75	8.03	4.24
1.70V	173.6	138.1	114.7	86.6	64.8	51.7	30.0	21.6	17.3	14.3	12.4	9.62	7.95	4.22
1.75V	162.3	131.1	110.2	84.2	63.4	51.0	29.6	21.4	17.2	14.2	12.2	9.49	7.88	4.19
1.80V	147.9	121.2	103.3	80.1	61.1	49.2	29.0	21.1	16.7	13.9	12.0	9.38	7.79	4.12
1.85V	130.4	108.7	93.30	73.2	56.8	46.1	27.5	19.8	15.9	13.2	11.5	8.92	7.44	3.94

Constant Power Discharge (Watts Per Cell) at 25°C (77°F)

F.V. (V/cell) \ Discharge Time	10min	15min	20min	30min	45min	1h	2h	3h	4h	5h	6h	8h	10h	20h
1.60V	324.8	260.2	221.6	165.7	125.3	95.50	58.7	42.8	34.5	28.8	25.0	19.7	16.2	8.47
1.67V	317.7	255.6	215.1	163.8	123.4	98.40	58.2	42.3	34.0	28.2	24.6	19.3	16.0	8.44
1.70V	308.2	250.4	211.6	162.1	123.3	99.40	58.1	42.1	33.8	27.9	24.4	19.1	15.8	8.41
1.75V	294.7	241.1	204.9	158.3	121.0	99.60	57.4	41.8	33.6	27.8	24.1	18.8	15.7	8.35
1.80V	272.9	225.5	193.9	151.9	117.7	101.2	56.6	41.3	32.9	27.3	23.8	18.6	15.5	8.24
1.85V	243.6	205.1	177.8	140.9	110.2	89.90	54.0	39.0	31.4	26.1	22.8	17.8	14.9	7.89

Dimensions

IT Terminal
Unit: mm (inches)

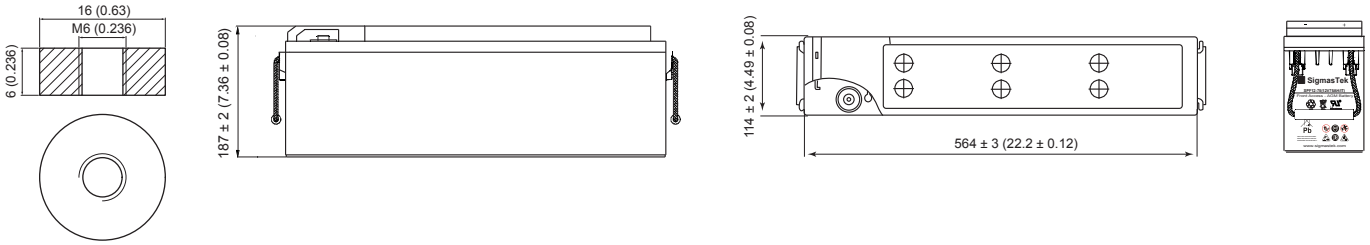

Self Discharge Characteristics

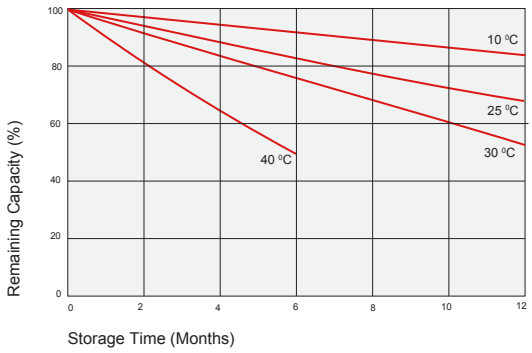

Discharge Characteristics

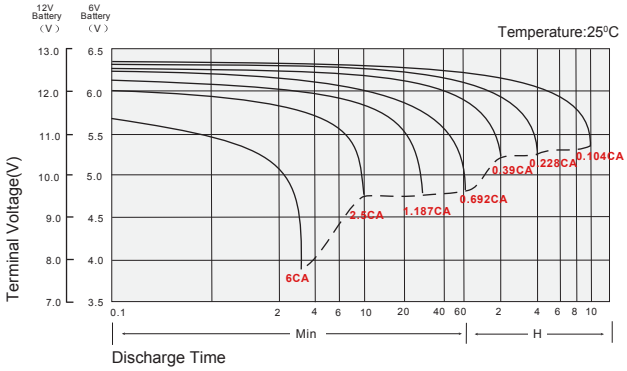

Float Charging Characteristics

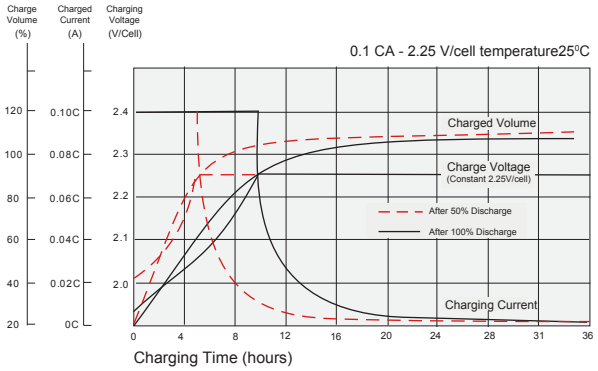

Temperature Effects in Relation to Battery Capacity

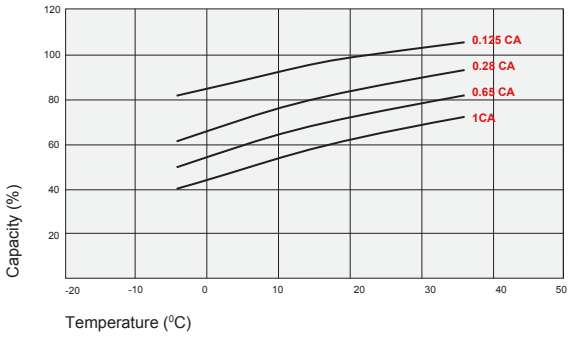

Temperature Effects on Long Term Float Life

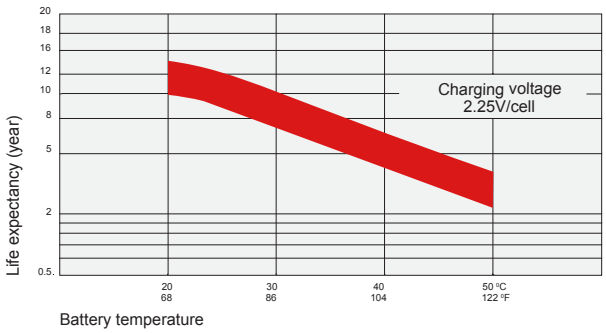

Contact Information

SigmasTek
7651 W 100th Place
Bridgeview, IL 60455, USA

T: (888) 988-8290
www.sigmastek.com
order@sigmastek.com