

FG10451

FIAMM

FIAMM Sealed Power

FG series

FG10451 is a general purpose application battery. Within the FG range Fiamm offer 6V and 12V monoblocs at various amp hour capacities enable the right battery selection for each requirement. FIAMM Sealed Power is a Manufacturer of VRLA batteries; and is supported by a dedicated sales network with market knowledge and experience of small sealed lead acid battery applications.

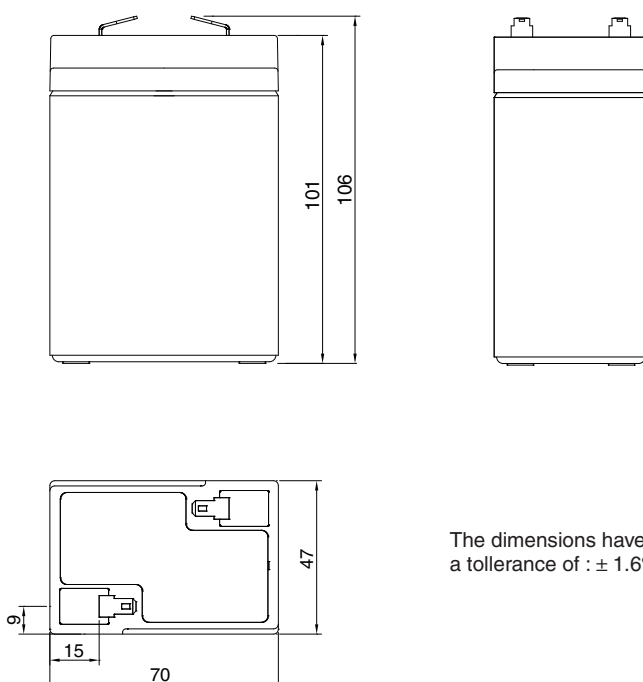
6 Volt
4.5 Ah



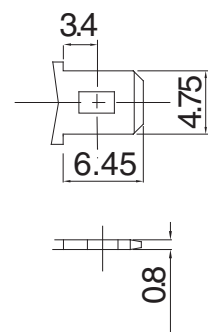
Features

Nominal Voltage	6 Volt
Nominal Capacity	4.5 Ah at 20 hours rate to 1.75 Vpc at 25 °C
Float charging voltage	6.75 - 6.90 V/bloc at 25 °C
Boost charge voltage	7.20 - 7.50 V/bloc at 25 °C
Float voltage compensation	-18mV/°C
Maximum charging current	1.13 A
Case	ABS with HB flammability rate (according UL94)
Internal resistance	17.6 mΩ in full charged condition
Weight	0.725 kg
Dimensions	L x W x H (TH): 70 x 47 x 100 (106)
Operative temperature range	-20 °C to 50 °C

Storage As batteries lose part of their capacity, during storage, due to self discharge. Fiamm Sealed Power recommends FG range of batteries can be stored for 6 months at an ambient temperature of 20 and 25 °C (see attached graph on reverse). Longer storage requires a recharge. This should be carried out in line with Fiamm Sealed Power recommended method; 2.4 V/cell for no longer than 24 hours at 20 °C

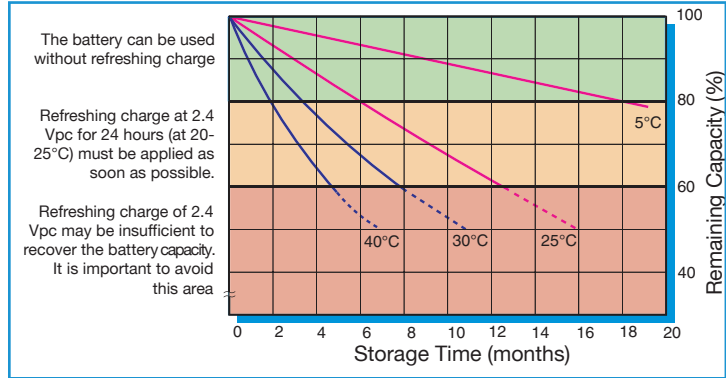


Faston 4.8 mm

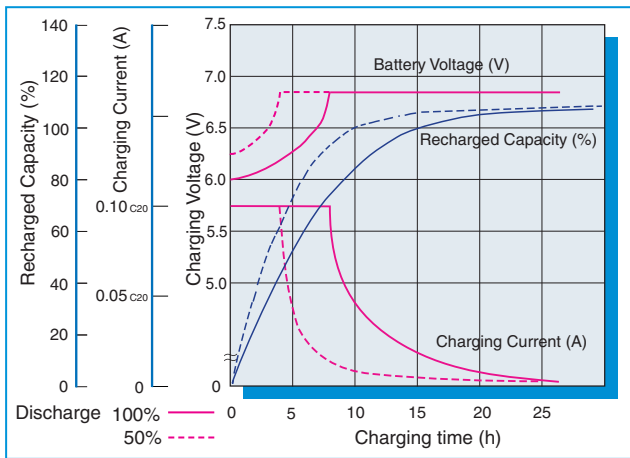




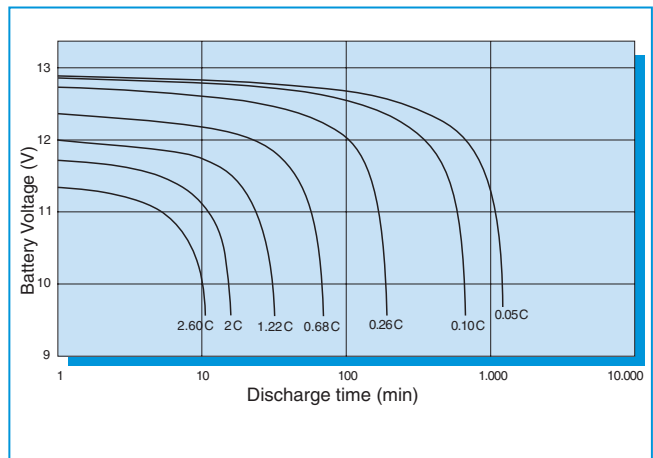
Capacity loss during storage at various temperatures



Battery Voltage and Charge Time for Standby Use (at 25°C)



Discharge curves at different current / final voltage (at 25°C)



Constant Current discharge table (Amperes)

end voltage	5 min	10 min	15 min	20 min	30 min	45 min	1 hour	2 hour	3 hour	5 hour	10 hour	20 hour
4.80	14.6	10.2	7.66	6.17	4.36	3.16	2.51	1.50	1.11	0.75	0.42	0.23
4.95	14.4	10.1	7.61	6.13	4.33	3.15	2.50	1.50	1.10	0.74	0.42	0.23
5.01	14.2	9.99	7.53	6.07	4.31	3.14	2.49	1.49	1.10	0.74	0.42	0.23
5.10	13.7	9.70	7.38	5.95	4.27	3.12	2.48	1.48	1.09	0.74	0.42	0.23
5.25	12.7	9.11	7.05	5.72	4.19	3.07	2.44	1.46	1.08	0.72	0.41	0.23
5.40	11.8	8.53	6.64	5.40	4.01	2.88	2.30	1.34	0.99	0.68	0.39	0.22

Constant Power discharge table (Watts per bloc)

end voltage	5 min	10 min	15 min	20 min	30 min	45 min	1 hour	2 hour	3 hour	5 hour	10 hour	20 hour
4.80	73.3	53.2	40.6	33.1	23.8	17.6	14.1	8.57	6.38	4.33	2.45	1.36
4.95	72.5	52.9	40.4	33.0	23.7	17.6	14.1	8.55	6.36	4.32	2.45	1.36
5.01	71.4	52.2	40.1	32.8	23.7	17.5	14.1	8.54	6.33	4.31	2.45	1.35
5.10	69.0	50.7	39.3	32.2	23.5	17.4	14.0	8.51	6.30	4.29	2.44	1.35
5.25	64.3	47.7	37.7	31.0	23.1	17.2	13.8	8.44	6.26	4.24	2.42	1.34
5.40	60.0	44.9	35.8	29.5	22.3	16.2	13.1	7.77	5.80	4.00	2.33	1.32

FIAMM reserves the right to change or revise without notice any information or detail given in this publication