

DCG12-100 12 Volt 100 AH @ 20-hr. rate
93 AH @ 10-hr. rate

Rechargeable Sealed Lead Acid Battery
Power-Gel Series™



We've Got The Power.™



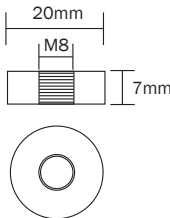
Features

- Thixotropic gel electrolyte for enhanced performance
- Valve regulated, spill proof construction allows safe operation in any position
- Superior capabilities
- Power/volume ratio yielding unrivaled energy density
- Rugged ABS plastic (UL94-HB) case and cover
- Approved for transport by air. D.O.T., I.A.T.A., F.A.A. and C.A.B. certified
- U.L. recognized - MH 20845
- CE compliant

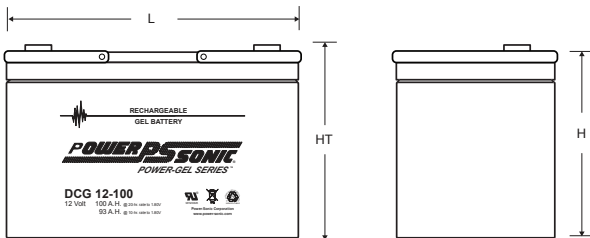
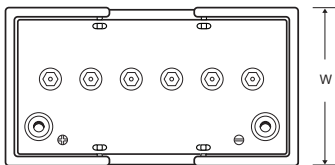
Terminals

(mm)

- T11: Threaded insert w. 8 mm stud fastener



Physical Dimensions: in(mm)



L: 12.99 (330) W: 6.81 (173) H: 8.35 (212) HT: 8.66 (220)

Tolerances are +/- 0.04 in. (+/- 1mm) and +/- 0.08 in. (+/- 2mm) for height dimensions. All data subject to change without notice.

Performance Specifications

Nominal Voltage..... 12 volts (6 cells)

Nominal Capacity

20-hr. (5.0A to 10.8 volts)	100.0 AH
10-hr. (9.3A to 10.5 volts)	93.0 AH
5-hr. (16.0A to 10.5 volts)	80.0 AH
3-hr. (24.5A to 10.5 volts)	73.5 AH
1-hr. (55.0A to 10.0 volts)	55.0 AH

Approximate Weight 68.00 lbs. (30.8 kg)

Energy Density (20-hr. rate) 1.53 W-h/in3 (93.19 W-h/l)

Specific Energy (20-hr. rate) 16.59 W-h/lb (36.57 W-h/kg)

Internal Resistance (approx.) 5.5 milliohms

Shelf Life (% of nominal capacity at 68°F (20°C))

1 Month	97%
3 Months.....	91%
6 Months	83%

Operating Temperature Range

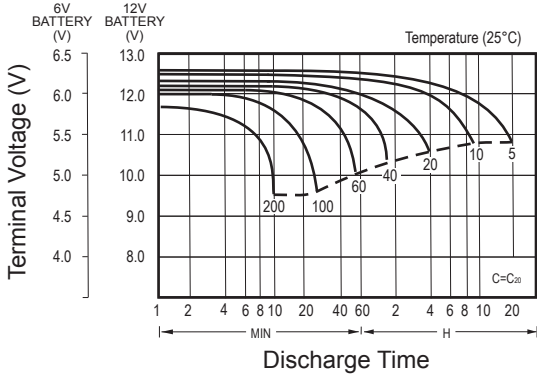
Charge.. -4°F (-20°C) to 122°F (50°C)

Discharge..... -40°F (-40°C) to 140°F (60°C)

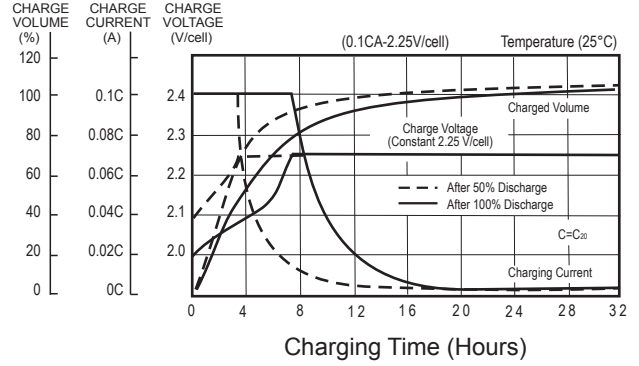
Case ABS Plastic (UL94 HB)

Recommended Power-Sonic Chargers n/a

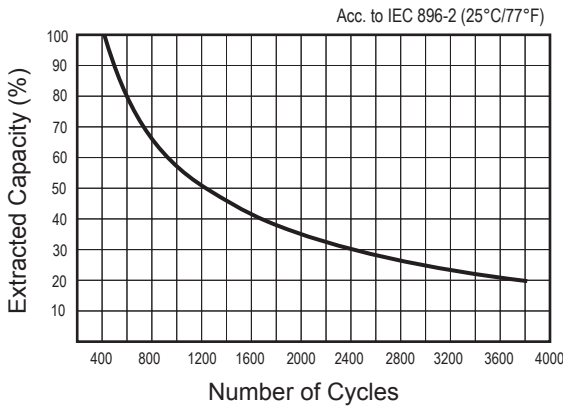
Discharge Characteristics



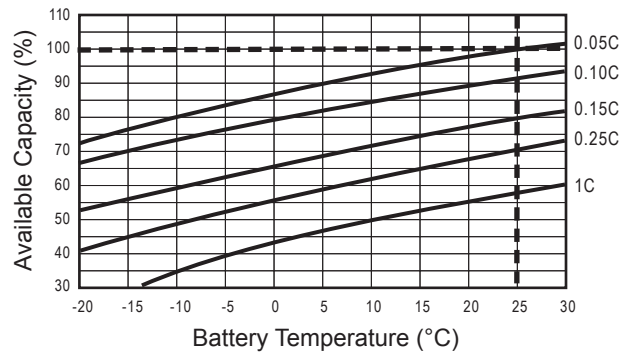
Float Charging Characteristics



Cycle Life in Relation to Depth of Discharge



Temperature Effects in Relation to Battery Capacity



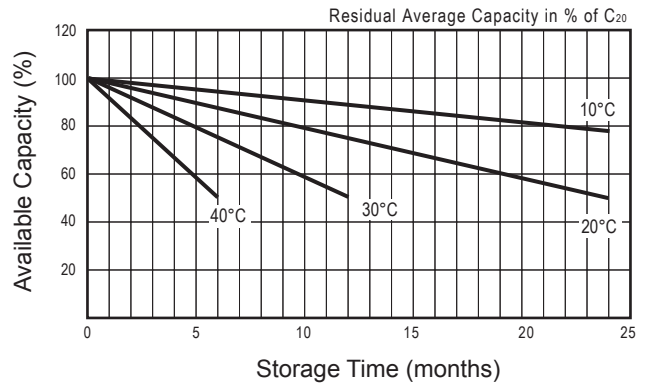
Charging

Cycle Applications: Limit initial current to 30A. Charge until battery voltage (under charge) reaches 13.90 to 14.20 volts at 68°F (20°C). Hold at 13.90 to 14.20 volts until current drops to under 1000mA. Battery is fully charged under these conditions, and charger should be disconnected or switched to “float” voltage.

“Float” or “Stand-By” Service: Hold battery across constant voltage source of 13.50 to 13.80 volts continuously. When held at this voltage, the battery will seek its own current level and maintain itself in a fully charged condition.

Note: Due to the self-discharge characteristics, it is imperative that they be charged within 6 months of storage, otherwise permanent loss of capacity might occur as a result of sulfation.

General Relation of Capacity vs. Storage Time



Chargers

Power-Sonic offers a wide range of chargers suitable for batteries up to 100AH. Please refer to the Charger Selection Guide in our specification sheets for “C-Series Switch Mode Chargers” and “Transformer Type A and F Series”. Please contact our Technical department for advice if you have difficulty in locating suitable models.

Further Information

Please refer to our website www.power-sonic.com for a complete range of useful downloads, such as product catalogs, material safety data sheets (MSDS), ISO certification, etc..

Contact Information

www.power-sonic.com

DOMESTIC SALES
Tel: +1-619-661-2020
Fax: +1-619-661-3650
national-sales@power-sonic.com

CUSTOMER SERVICE
Tel: +1-619-661-2030
Fax: +1-619-661-3648
customer-service@power-sonic.com

TECHNICAL SUPPORT
Tel: +1-619-661-2020
Fax: +1-619-661-3648
support@power-sonic.com

INTERNATIONAL SALES
Tel: +1-650-364-5001
Fax: +1-650-366-3662
international-sales@power-sonic.com